



Phone: (520) 383-2236
Fax: (520) 383-2218

Tohono O'odham Utility Authority

Post Office Box 816
Sells, Arizona 85634

March 18, 2020

As the Tohono O'odham Nation's provider of Telephone and Internet services and in support of the FCC's "Keeping America Connected" efforts to combat the COVID-19 epidemic, TOUA Telephone Department is pleased to announce that we will be taking part by keeping our Nation's students digitally connected during this uneasy time. We would like to encourage all students to take advantage of our free WiFi connections which have been setup in several communities throughout the Tohono O'odham Nation. These sites will remain open for use, free of charge, through May 31st, 2020 and our hope is to allow students the ability to remain involved with their education even if they are unable to participate in a classroom setting. WiFi sites can be accessed in the following communities:

Little Tucson	Kohatk Village
Crowhang	Jack Rabbit
Fresnal Village	North Komelic
Pan Tak	Anegam
Santa Rosa Ranch	Kaka
Topawa	Ventana
IOBSD	Vaya Chin
Cowlic	Charco 27
South Komelic	Hickiwan
Vamori	Hasan Casino
San Miguel	Gunsight
Miguel Community	Menegers Dam
New Fields	Pia Oik
Fresnal Canyon	San Simon
Nolic	Santa Cruz
Cababi	GuVo
Rincon	Kukatch
San Luis	Pisinemo
Sikul Himatk	Archie Hendricks Nursing Home Housing
Mountain Village	Ak Chin
Comobabi	Cockleburr
Queens Well	White Horse Pass
Sil Nakya	Chuichu
Palo Verde	North Santa Rosa
Santa Rosa Village	

"Serving the Tohono O'odham Nation with electricity, telephone, water/wastewater service."


WiFi site SSIDs (network names) vary but are generally named for the village or area it serves.
The password to access all these sites is: **W1r3LessTOUA***

*****WARNING!!! TO MANY USERS WILL CAUSE THE SPEED TO DECREASE,
INTERRUPTION IN SERVICE OR COMPLETE LOSS OF SERVICE.** We kindly ask for
everyone's support in allowing this service to be utilized by the students of our Nation.

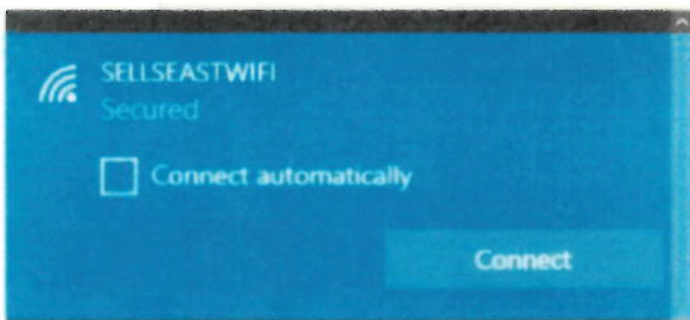
We thank you for being our valued customers and encourage you all to stay safe!

How to connect a Windows Device

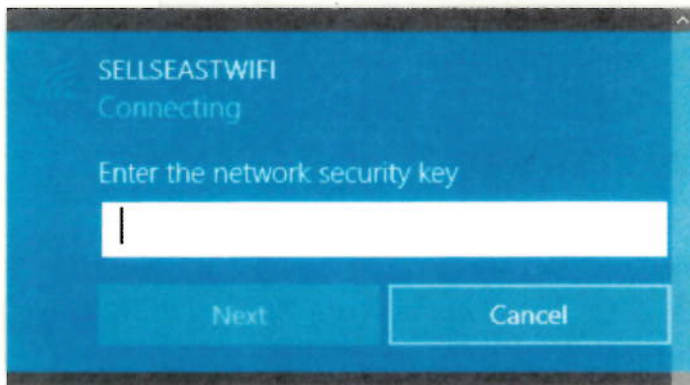
1. Locate your available wifi networks. An example is shown below



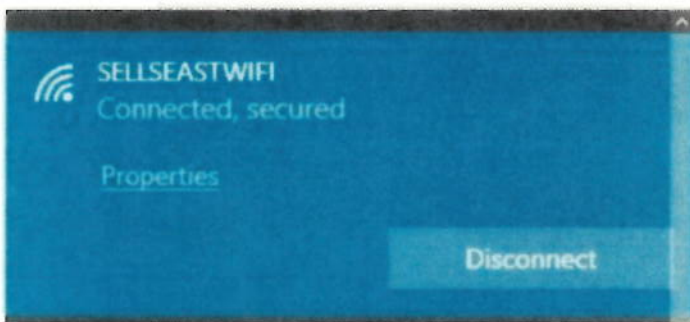
2. Select "Connect"



3. Enter the TOUA wifi password: W1r3LessTOUA* then select "Next"



4. You are now connected the TOUA wifi



Connecting to a Wireless Access Point with an Apple (iOS) device:

1. Open "Settings" from the home screen.



2. Tap on the "Wi-Fi" column to view available wireless access points. If no wireless access point is displayed, make sure the wireless radio switch is set to ON (green).



3. Tap on a wireless access point, enter the appropriate password and then tap on "Join" to get connected.
 - a. TOUA wifi password: W1r3LessTOUA*

